



2013 STATE OF THE BASIN

'PERCEPTIONS OF WELLBEING'

DETAILED REPORT ON FINDINGS

FALL 2013



The Columbia Basin Rural Development Institute, at Selkirk College, is a regional center of excellence in applied research and information provision focused on strengthening rural communities in the Columbia Basin Boundary Region. Visit www.cbrdi.ca for more information.

CONTENTS

CONTENTS	2
INTRODUCTION	3
METHODOLOGY.....	3
SECTION 1: ECONOMIC FACTORS.....	4
SECTION 2: SOCIETY FACTORS.....	7
SECTION 3: CULTURAL FACTORS	9
SECTION 4: ENVIRONMENTAL FACTORS	10
SECTION 5: RESPONDENT CHARACTERISTICS.....	12
APPENDIX A: QUESTIONNAIRE	13
APPENDIX B: DETAILED TABLES.....	16

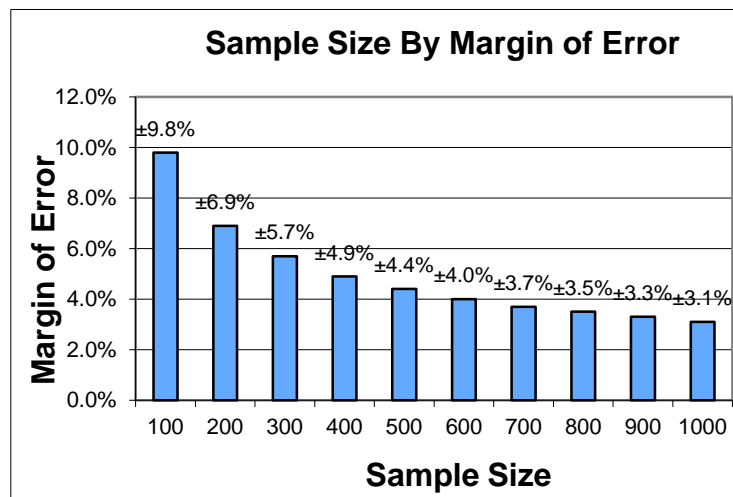
INTRODUCTION

In July of 2013, the Columbia Basin Rural Development Institute conducted a comprehensive telephone survey with a random sample of 400 Columbia Basin Boundary residents. Residents were asked to rate their level of satisfaction with several quality of life measures. The survey measured the overall satisfaction with living in the region.

Discovery Research, an independent consulting firm, was retained to conduct the 2013 Perception of Well-Being survey. The survey was designed so that residents' opinions could be easily summarized and prioritized. This report provides detailed results from this year's telephone survey.

METHODOLOGY

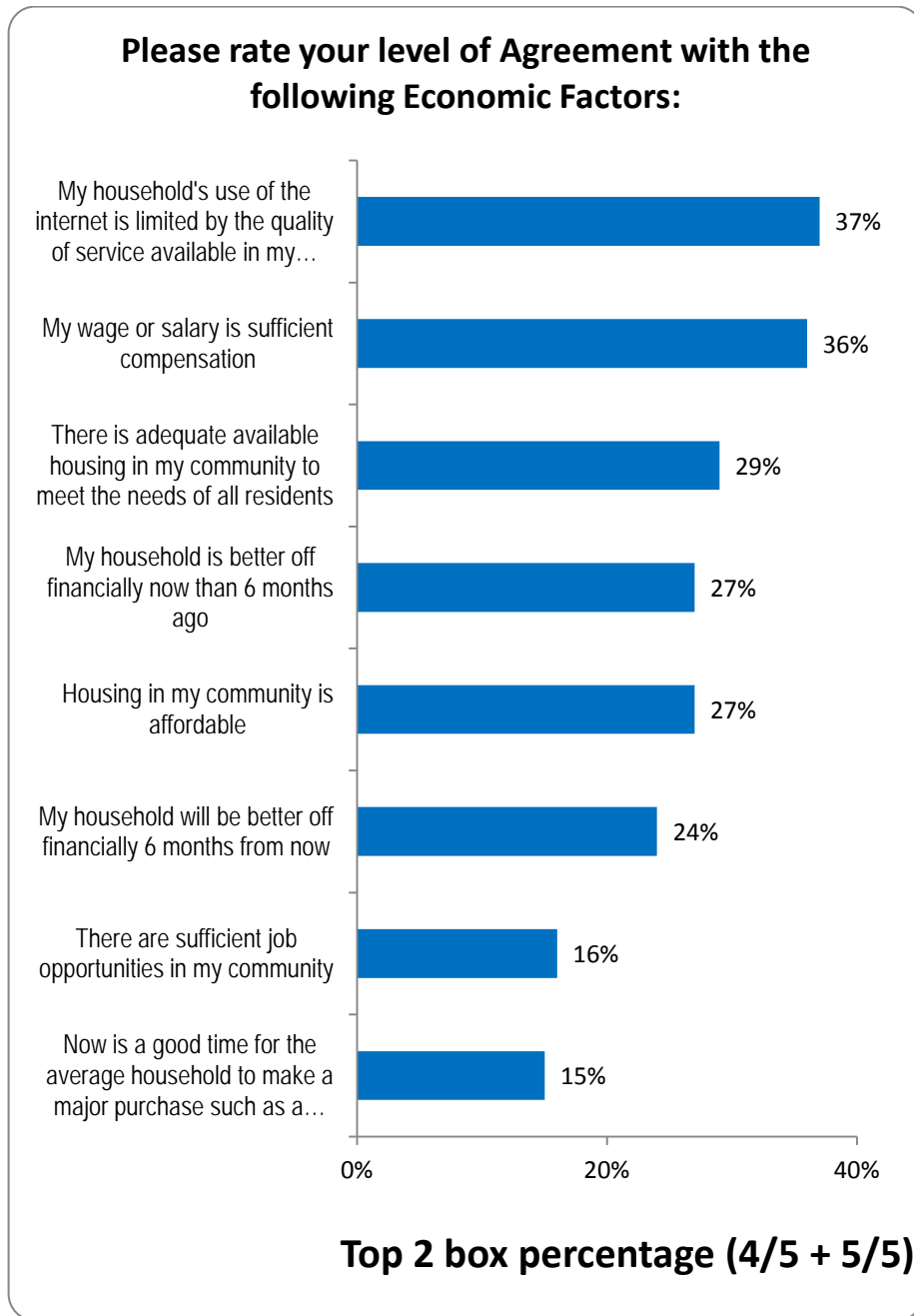
A random sample of 400 Columbia Basin Residents completed a telephone survey in Aug 2013. The random sample was generated such that each household in Columbia Basin Region had an equal opportunity of being selected for the research. Regional quotas were set to ensure representation of the population of the entire region in the final sample.



This bar graph displays the margin of error associated with various sample sizes. Statistics generated from a sample size of 400 will be accurate within $\pm 4.9\%$, at the 95% confidence interval (19 times out of 20).

SECTION 1: ECONOMIC FACTORS

Respondents were asked for their level of agreement on a 5-point scale with 1=strongly disagree and 5=strongly agree regarding several economic factors.



Thirty-seven percent agree (4/5 or 5/5) that their *household's use of the Internet is limited by the quality of service available in the community.*

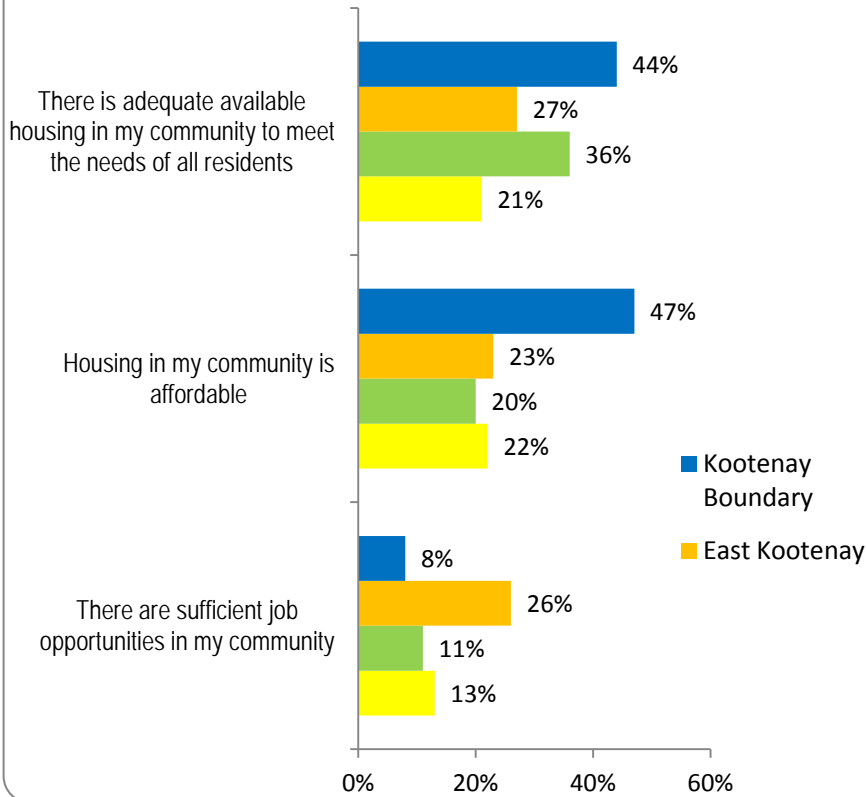
Thirty-six percent agree that their *wage or salary is sufficient compensation.*

Twenty-seven percent believe that their *household is better off financially now than 6 months ago.*

Only 16% feel there are *sufficient job opportunities in the community.*

Only 15% agree that *now is a good time for the average household to make a major purchase.*

Agreement (4/5 and 5/5) with Economic factors by Region



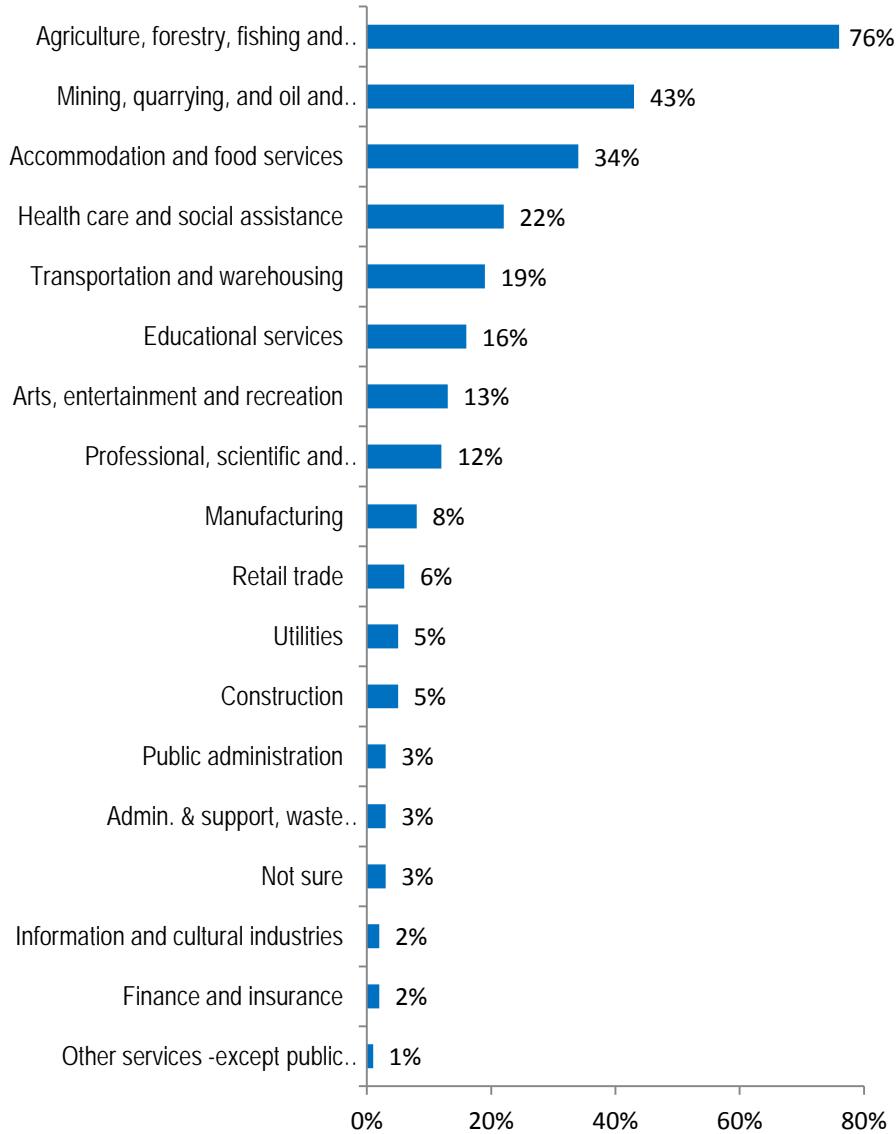
Among Kootenay Boundary Region Residents, 44% feel there is adequate housing in the community to meet the needs of residents compared to only 21% of Central Kootenay residents.

Forty-seven percent of Kootenay Boundary respondents *felt housing in their community was affordable*.

Twenty-six percent of East Kootenay residents feel there are sufficient job opportunities in their community.

IMPORTANT INDUSTRIES IN THE REGION

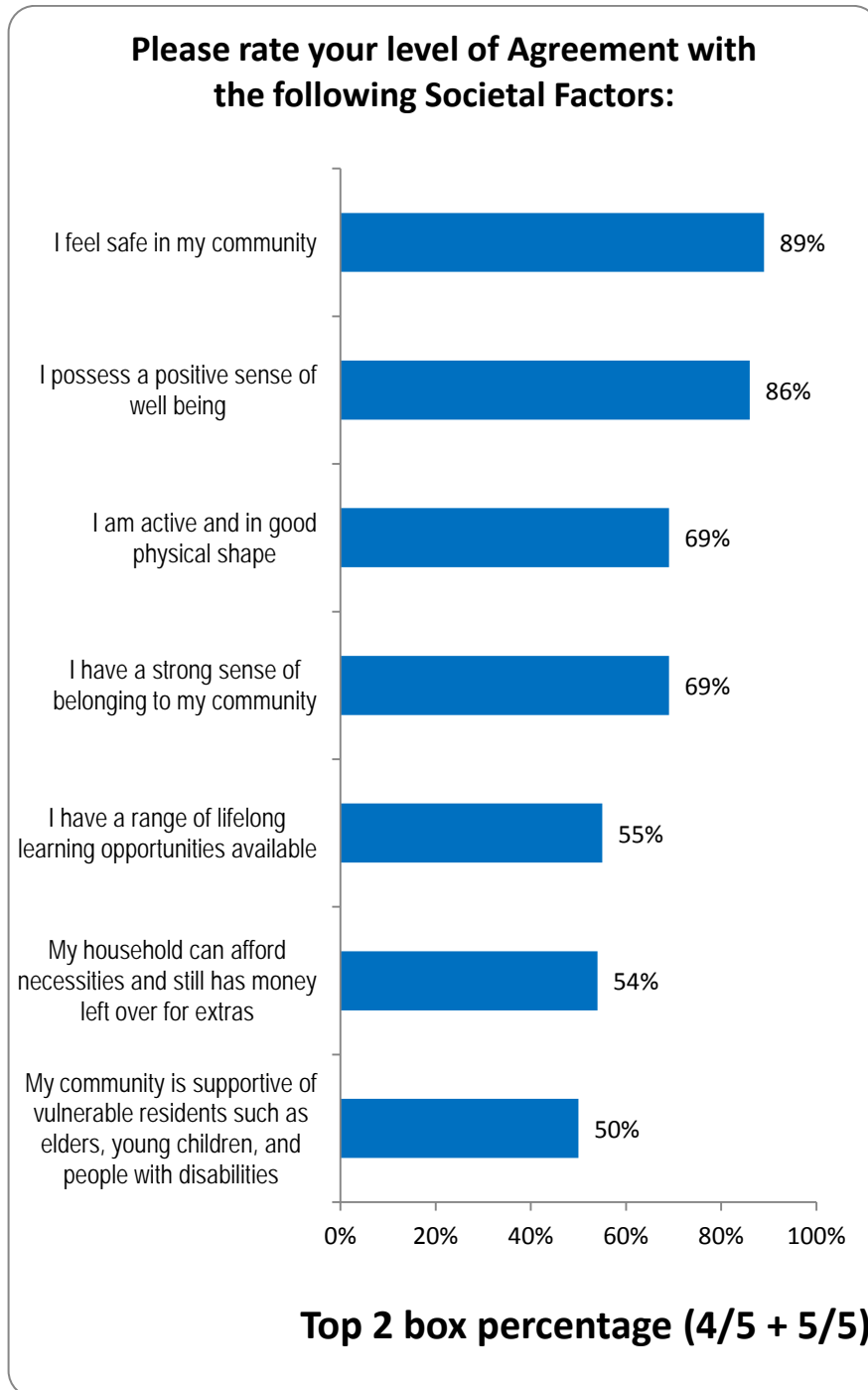
What are the 3 most important industries in the region?



Seventy-six percent of respondents felt that *agriculture, forestry, fishing and hunting* were important industries in the region. Forty-three percent felt that *mining, quarrying and oil and gas extraction* were important industries in the region. *Accommodations and food services* were listed by 34% of respondents.

SECTION 2: SOCIETY FACTORS

Respondents were asked for their level of agreement on a 5-point scale with 1=strongly disagree and 5=strongly agree regarding several societal factors.



Eighty-nine percent agree (4/5 or 5/5) that *they feel safe in their community.*

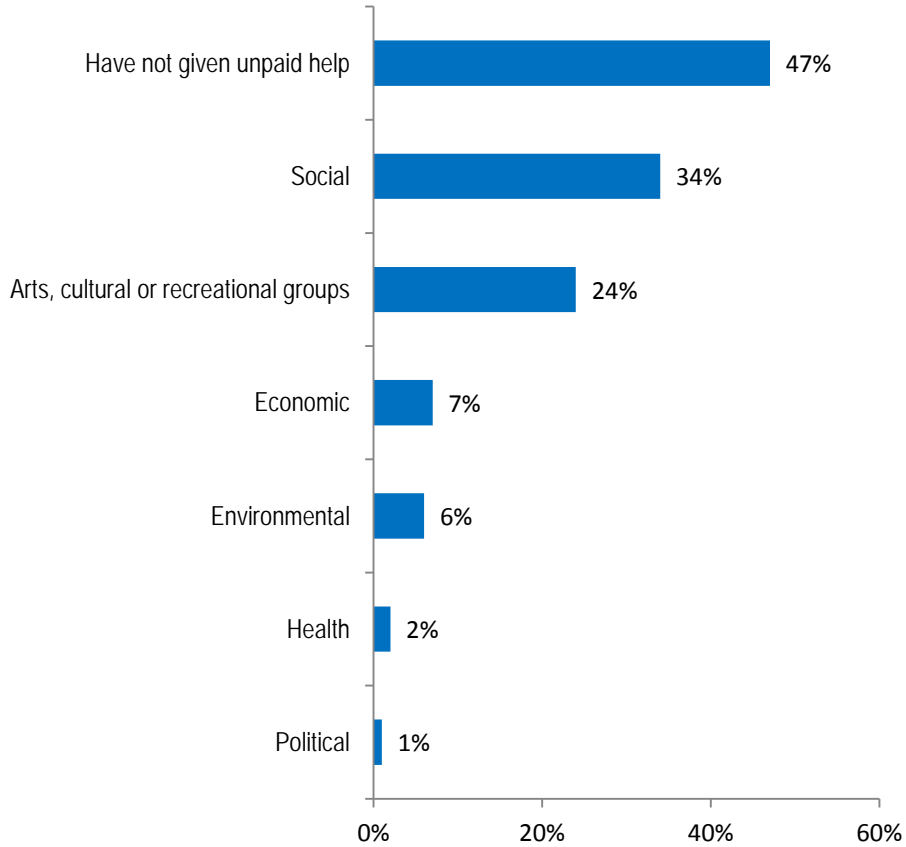
Eighty-six percent possess a *positive sense of well-being.*

Fifty-five percent have a *range of lifelong learning opportunities available.*

Half of respondents (50%) *felt their community is supportive of vulnerable residents.*

VOLUNTEERING

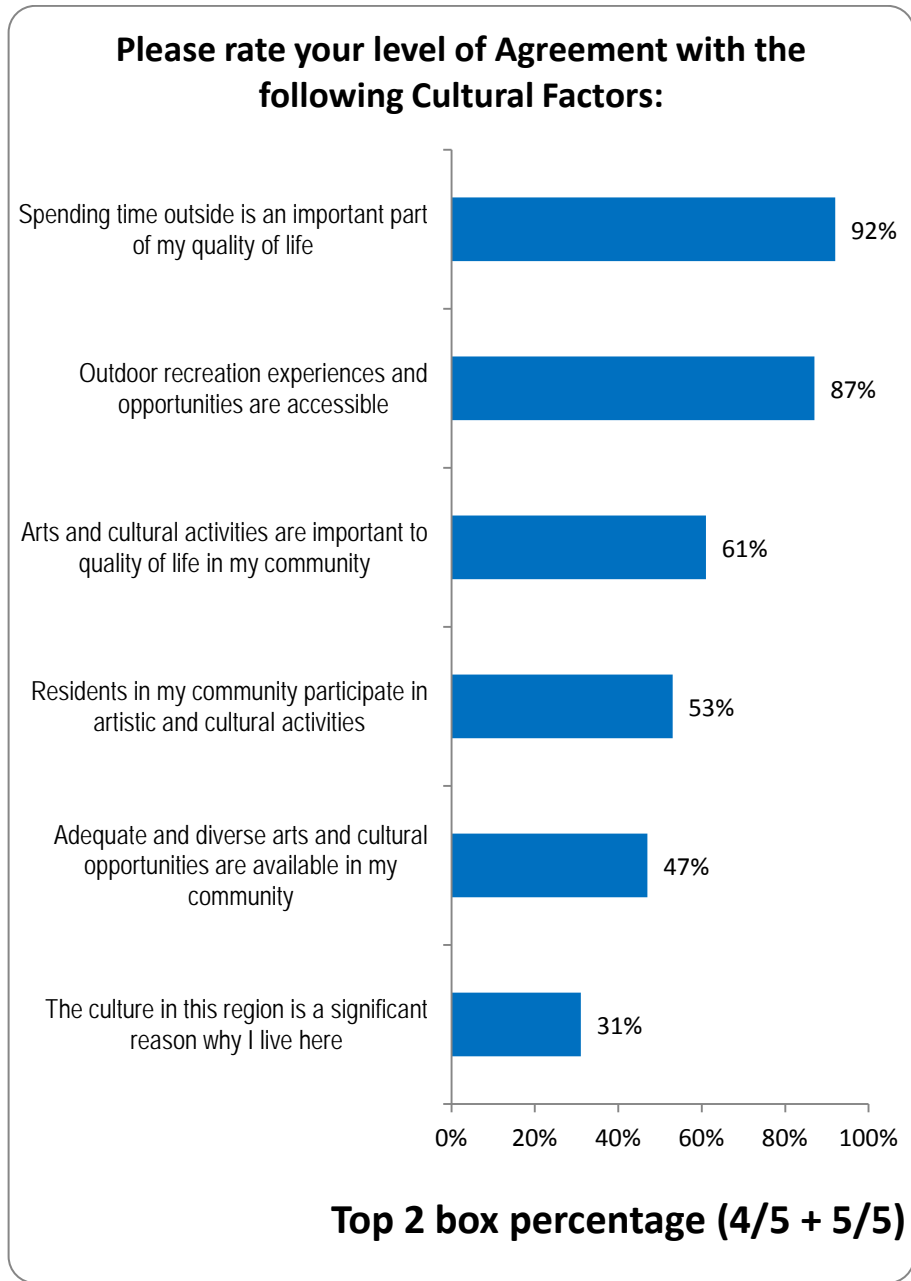
In the past 12 months, have you given unpaid help to any groups, clubs or organization in your community or region? If 'yes', which groups?



Almost half (47%) have not given unpaid help in the community in the past 12 months. Thirty-four percent have given unpaid help to *social groups, clubs or organizations* and 24% have given help to *arts, cultural or recreational organizations*.

SECTION 3: CULTURAL FACTORS

Respondents were asked for their level of agreement on a 5-point scale with 1=strongly disagree and 5=strongly agree regarding several cultural factors.



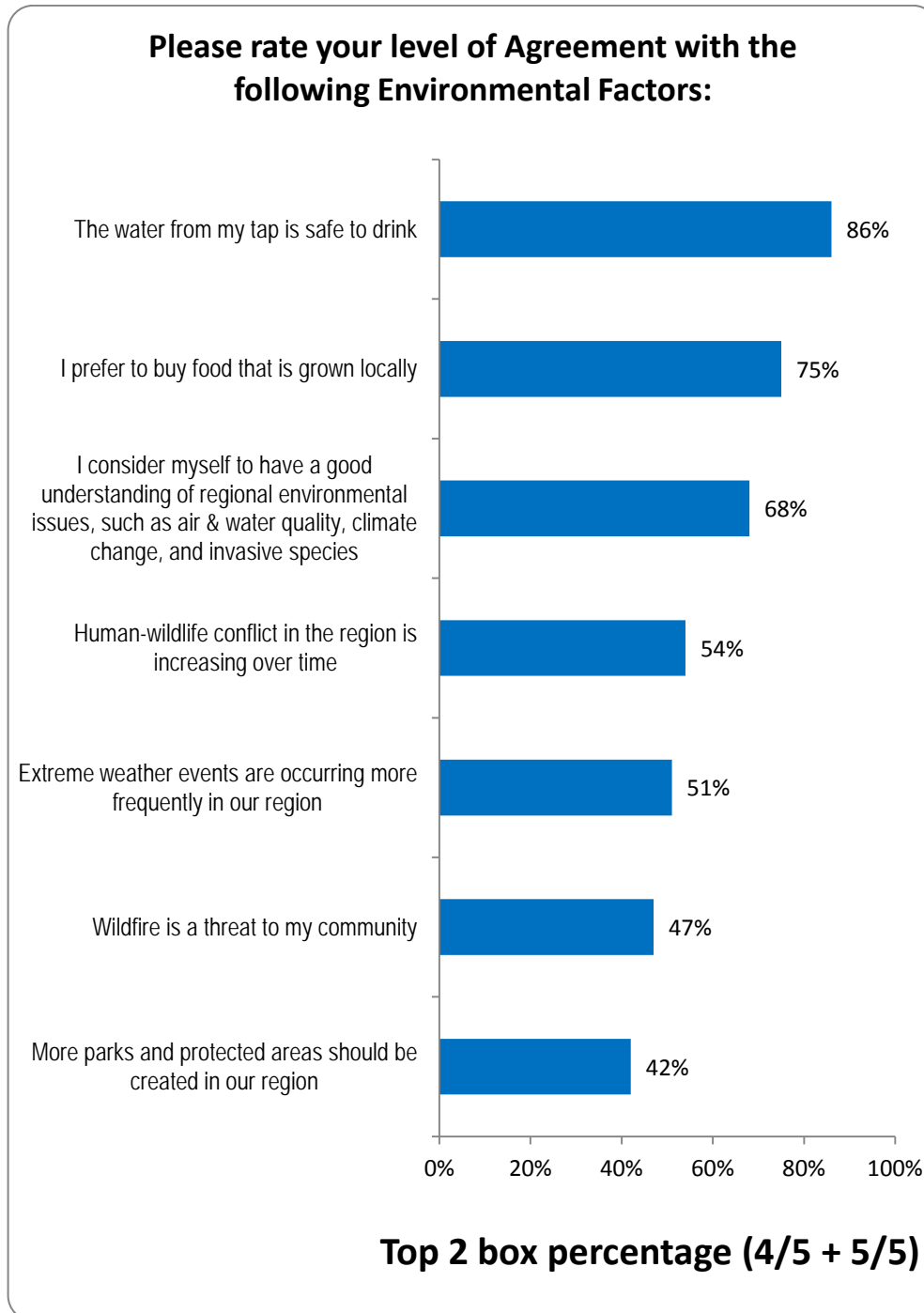
The vast majority agreed (92%) that *spending time outside is an important part of their quality of life.*

Eighty-seven percent agreed that *outdoor recreation experiences are accessible.*

Almost 1-in-3 (31%) agreed that the *culture in their region is a significant reason why they live there.*

SECTION 4: ENVIRONMENTAL FACTORS

Respondents were asked for their level of agreement on a 5-point scale with 1=strongly disagree and 5=strongly agree regarding several environmental factors.

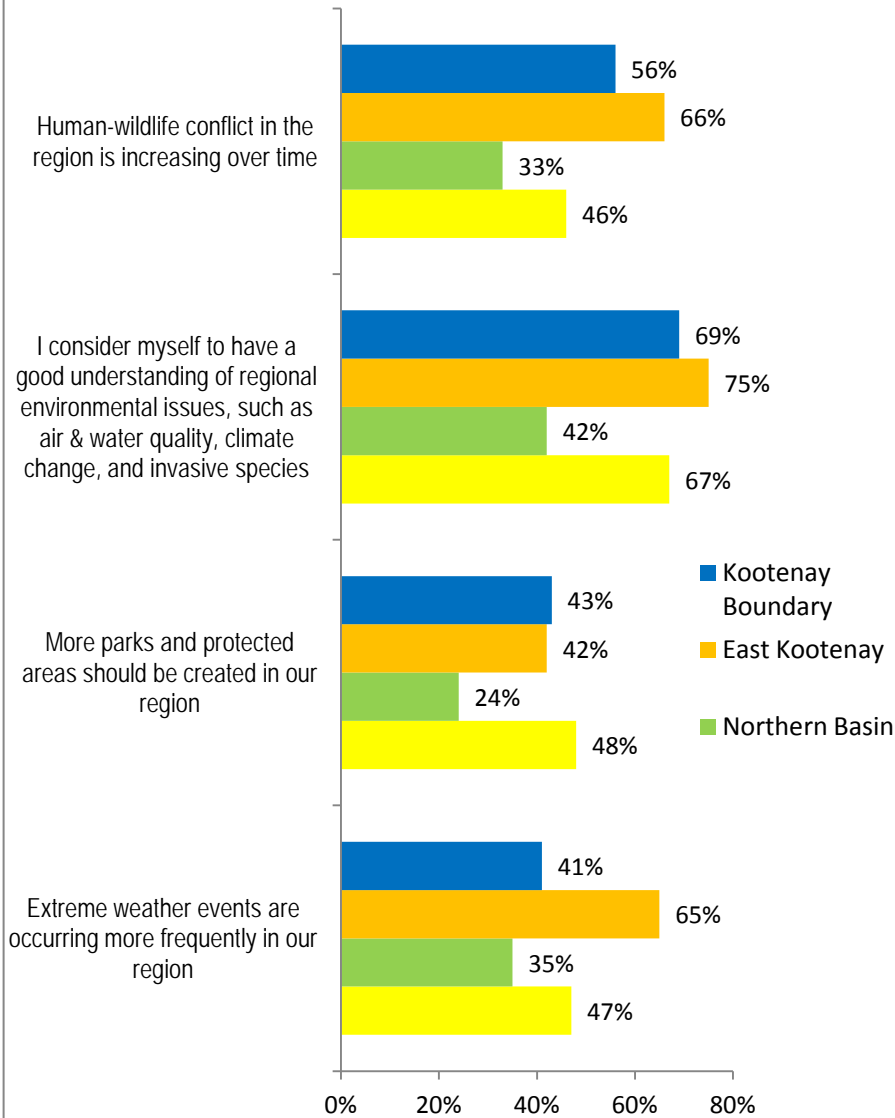


Eighty-six percent agree *that the water from their tap is safe to drink.*

Three-quarters (75%) *prefer to buy food that is grown locally.*

Forty-two percent *feel that more parks and protected areas should be created in their region.*

Agreement (4/5 and 5/5) with Environmental factors by Region



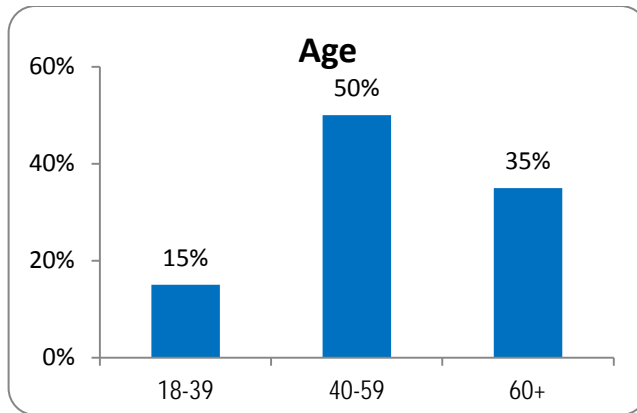
Among East Kootenay residents, 66% feel that human-wildlife conflict in the region is increasing over time compared to only 33% of Northern Basin residents.

Among East Kootenay residents, 75% consider themselves having good understanding of regional environmental issues compared to only 42% of Northern Basin residents.

Forty-eight percent of Central Kootenay residents feel that more parks and protected areas should be created in their region compared to only 24% of Northern Basin residents.

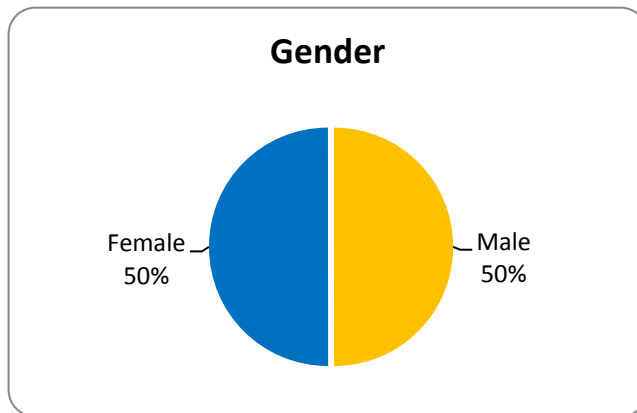
Sixty-five percent of East Kootenay residents feel that extreme weather events are occurring more frequently in their region compared to 35% of Northern Basin residents.

SECTION 5: RESPONDENT CHARACTERISTICS



Age:

The majority (50%) of the sample were aged 40-59 years old, followed by 35% 60 years or older.



Gender:

The sample was divided equally between males and females.

Central Kootenay 36%	Castlegar & Area	7%
	Creston & Area	9%
	Kaslo & Area	2%
	Nakusp & Area	1%
	Nelson & Area	11%
	Salmo & Area	2%
	Slocan Valley	4%
Northern Basin 10%	Golden & Area	4%
	Revelstoke & Area	5%
	Valemount	1%
East Kootenay 36%	Columbia Valley	6%
	Cranbrook & Area	17%
	Elkford	1%
	Fernie & Area	4%
	Sparwood	3%
	Kimberley & Area	5%
Kootenay Boundary 18%	Trail & Area	10%
	Rossland	2%
	Boundary	6%
	Base	400

Region:

Thirty-six percent of the sample was from the Central Kootenay, 10% from the Northern Basin, 36% from East Kootenay, and 18% from Kootenay/Boundary.

APPENDIX A: QUESTIONNAIRE

Hello, my name is _____ and I am calling on behalf of The Rural Development Institute at Selkirk College. We are talking to 400 residents in an effort to gather personal perceptions of well-being in the Columbia Basin Boundary region. The Selkirk College Research Ethics Committee has approved this telephone survey, which is anonymous and voluntary. By participating you are giving your free and informed consent. You can stop participating at any time.

1. Just to confirm, are you over 18 years old and live in the Basin Boundary Region?

Yes
 No [THANK AND TERMINATE]

2. Please rate your level of agreement on a scale from 1 to 5 with 1=strongly disagree and 5=strongly agree, on the following statements related to the Basin Boundary **economy.**

Strongly Strongly
 disagree 1 2 3 4 5 Agree

- My household is better off financially now than 6 months ago
- My household will be better off financially 6 months from now
- Housing in my community is affordable
- There is adequate available housing in my community to meet the needs of all residents
- My household's use of the internet is limited by the quality of service available in my community
- There are sufficient job opportunities in my community
- My wage or salary is sufficient compensation
- Now is a good time for the average household to make a major purchase such as a home, a car, or some other major item.

3. On the same scale, please rate your level of agreement with 1=strongly disagree and 5=strongly agree, on the following statements related to Basin Boundary **society.**

Strongly Strongly
 disagree 1 2 3 4 5 Agree

- My community is supportive of vulnerable residents (ie. elders, young children, people with disabilities)
- I have a range of lifelong learning opportunities available
- I am active and in good physical shape
- I possess a positive sense of well being
- I feel safe in my community
- I have a strong sense of belonging to my community
- My household can afford necessities and still has money left over for extras

4. On the 1-5 scale, please rate your level of agreement with 1=strongly disagree and 5=strongly agree, on the following statements related to Basin Boundary **culture**.

Strongly
disagree 1 2 3 4 5 Strongly
Agree

Arts and cultural activities are important to quality of life in my community
Adequate and diverse arts and cultural opportunities are available in my community
Residents in my community participate in artistic and cultural activities
The culture in this region is a significant reason why I live here
Spending time outside is an important part of my quality of life
Outdoor recreation experiences and opportunities are accessible

5. On the same scale, please rate your level of agreement with 1=strongly disagree and 5=strongly agree, on the following statements related to the Basin Boundary **environment**.

Strongly
disagree 1 2 3 4 5 Strongly
Agree

The water from my tap is safe to drink
Extreme weather events are occurring more frequently in our region
More parks and protected areas should be created in our region
Wildfire is a threat to my community
I prefer to buy food that is grown locally
I consider myself to have a good understanding of regional environmental issues, such as air & water quality, climate change, and invasive species
Human-wildlife conflict in the region is increasing over time

6. What are the three most important industries in the region? [DO NOT READ, MARK 3 OR AS MANY AS PROVIDED]

Agriculture, forestry, fishing and hunting
Mining, quarrying, and oil and gas extraction
Utilities
Construction
Manufacturing
Wholesale trade
Retail trade
Transportation and warehousing
Information and cultural industries
Finance and insurance
Real estate and rental and leasing
Professional, scientific and technical services
Management of companies and enterprises
Administrative and support, waste management and remediation services
Educational services
Health care and social assistance
Arts, entertainment and recreation
Accommodation and food services
Other services (except public administration)
Public administration
Not sure

7. In the past twelve months, have you given unpaid help to any groups, clubs or organizations in your community or region?

No [GO TO Q9]

Yes

8. [IF YES] Which type of organizations? [READ, MARK ALL]

Economic

Social

Environmental

Arts, cultural or recreational groups

Other specify: _____

9. Which age category do you fit into:

18-39

40-59

60+

Refused

10. Gender: [DON'T READ]

Male

Female

Thank you very much for your help.

Paula Vaananen is the Ethics contact person at Selkirk College and can be reached at 250-365-1430. Dr. Terri MacDonald is the lead researcher for this study and can be reached at 250-365-1434.

APPENDIX B: DETAILED TABLES

Please rate your level of agreement with the following statements related to the Basin Boundary Economy

		Total	Gender		Age			Region			
			Male	Female	18-39	40-59	60+	Central Kootenay	Northern Basin	East Kootenay	Kootenay Boundary
My household is better off financially now than 6 months ago	"1=Strongly disagree"	17%	15%	20%	10%	18%	20%	22%	24%	12%	16%
	"2"	18%	16%	21%	19%	19%	17%	10%	15%	28%	15%
	"3"	38%	39%	36%	36%	34%	43%	43%	42%	29%	42%
	"4"	19%	18%	19%	32%	17%	16%	22%	11%	17%	21%
	"5=Strongly agree"	8%	12%	5%	2%	13%	5%	4%	8%	14%	6%
Total	4/5 + 5/5	27%	30%	24%	34%	29%	20%	26%	19%	31%	26%
	Base	400	200	200	60	199	141	141	43	144	72
My household will be better off financially 6 months from now	"1=Strongly disagree"	20%	18%	22%	13%	20%	22%	29%	20%	16%	10%
	"2"	18%	18%	18%	30%	13%	20%	17%	18%	19%	18%
	"3"	39%	37%	40%	27%	36%	47%	34%	35%	37%	52%
	"4"	16%	19%	13%	28%	18%	7%	13%	27%	19%	9%
	"5=Strongly agree"	8%	9%	7%	2%	13%	4%	7%		10%	10%
Total	4/5 + 5/5	24%	27%	20%	30%	31%	11%	20%	27%	29%	19%
	Base	400	200	200	60	199	141	141	43	144	72
Housing in my community is affordable	"1=Strongly disagree"	17%	15%	20%	15%	18%	17%	20%	22%	15%	13%
	"2"	22%	25%	20%	18%	26%	18%	19%	33%	28%	10%
	"3"	34%	34%	34%	47%	29%	35%	38%	25%	35%	29%
	"4"	22%	24%	21%	17%	23%	23%	18%	20%	20%	36%
	"5=Strongly agree"	4%	3%	6%	2%	4%	7%	4%		3%	11%
Total	4/5 + 5/5	27%	27%	27%	20%	27%	30%	22%	20%	23%	47%
	Base	400	200	200	60	199	141	141	43	144	72
There is adequate available housing in my community to meet the needs of all residents	"1=Strongly disagree"	20%	14%	25%	15%	22%	19%	25%	13%	19%	15%
	"2"	18%	18%	17%	21%	18%	16%	18%	21%	20%	12%
	"3"	34%	31%	36%	41%	33%	31%	36%	30%	34%	29%
	"4"	21%	27%	15%	15%	22%	22%	15%	23%	18%	35%
	"5=Strongly agree"	8%	10%	6%	8%	5%	13%	6%	14%	9%	9%
Total	4/5 + 5/5	29%	37%	21%	23%	27%	34%	21%	36%	27%	44%
	Base	400	200	200	60	199	141	141	43	144	72

Please rate your level of agreement with the following statements related to the Basin Boundary Economy

	Total	Gender		Age			Region				
		Male	Female	18-39	40-59	60+	Central Kootenay	Northem Basin	East Kootenay	Kootenay Boundary	
My household's use of the internet is limited by the quality of service available in my community	"1=Strongly disagree"	24%	22%	27%	19%	28%	21%	23%	24%	29%	18%
	"2"	17%	18%	16%	22%	18%	14%	20%	9%	16%	21%
	"3"	22%	22%	21%	15%	15%	34%	18%	31%	24%	19%
	"4"	16%	15%	18%	12%	19%	14%	16%	15%	20%	8%
	"5=Strongly agree"	20%	23%	18%	31%	20%	17%	23%	21%	11%	33%
Total	4/5 + 5/5	37%	38%	35%	43%	39%	31%	39%	36%	31%	42%
	Base	400	200	200	60	199	141	141	43	144	72
There are sufficient job opportunities in my community	"1=Strongly disagree"	30%	27%	32%	20%	30%	34%	35%	42%	22%	28%
	"2"	31%	31%	31%	30%	34%	27%	32%	23%	29%	36%
	"3"	23%	23%	23%	24%	23%	23%	21%	24%	23%	28%
	"4"	12%	12%	11%	20%	9%	12%	11%	11%	16%	6%
	"5=Strongly agree"	4%	6%	3%	5%	4%	5%	2%		10%	2%
Total	4/5 + 5/5	16%	18%	14%	25%	13%	17%	13%	11%	26%	8%
	Base	400	200	200	60	199	141	141	43	144	72
My wage or salary is sufficient compensation	"1=Strongly disagree"	17%	11%	24%	23%	17%	16%	22%	19%	14%	15%
	"2"	15%	14%	16%	12%	18%	12%	18%	7%	17%	11%
	"3"	32%	34%	30%	26%	25%	45%	33%	35%	30%	33%
	"4"	24%	27%	22%	27%	30%	15%	18%	20%	29%	28%
	"5=Strongly agree"	11%	14%	9%	12%	10%	13%	9%	20%	10%	14%
Total	4/5 + 5/5	36%	41%	30%	39%	40%	27%	28%	40%	39%	42%
	Base	400	200	200	60	199	141	141	43	144	72
Now is a good time for the average household to make a major purchase such as a home, a car, or some other major item	"1=Strongly disagree"	20%	21%	19%	21%	21%	18%	20%	22%	21%	17%
	"2"	20%	22%	19%	20%	22%	17%	21%	20%	24%	12%
	"3"	45%	42%	48%	53%	41%	47%	45%	58%	37%	54%
	"4"	11%	10%	13%	5%	11%	14%	12%		13%	11%
	"5=Strongly agree"	4%	6%	2%	2%	5%	4%	2%		6%	6%
Total	4/5 + 5/5	15%	15%	15%	7%	16%	17%	15%	0%	19%	17%
	Base	400	200	200	60	199	141	141	43	144	72

Please rate your level of agreement with the following statements related to the Basin Boundary Society

		Total	Gender		Age			Region			
			Male	Female	18-39	40-59	60+	Central Kootenay	Northern Basin	East Kootenay	Kootenay Boundary
My community is supportive of vulnerable residents such as elders, young children, and people with disabilities	"1=Strongly disagree"	4%	2%	6%	5%	3%	5%	3%	3%	6%	3%
	"2"	11%	10%	12%	5%	12%	13%	9%		17%	11%
	"3"	34%	36%	33%	51%	35%	27%	34%	40%	34%	33%
	"4"	38%	38%	37%	32%	39%	38%	37%	49%	35%	38%
	"5=Strongly agree"	12%	13%	12%	7%	10%	18%	16%	8%	8%	16%
Total	4/5 + 5/5	50%	51%	49%	40%	49%	55%	54%	57%	43%	53%
	Base	400	200	200	60	199	141	141	43	144	72
I have a range of lifelong learning opportunities available	"1=Strongly disagree"	5%	3%	8%	7%	4%	6%	8%		5%	5%
	"2"	10%	15%	6%	10%	13%	7%	10%	15%	11%	9%
	"3"	30%	31%	28%	29%	30%	29%	22%	43%	31%	34%
	"4"	37%	38%	36%	44%	34%	38%	44%	30%	33%	36%
	"5=Strongly agree"	18%	14%	21%	10%	19%	19%	17%	11%	21%	16%
Total	4/5 + 5/5	55%	52%	57%	53%	53%	57%	61%	42%	54%	52%
	Base	400	200	200	60	199	141	141	43	144	72
I am active and in good physical shape	"1=Strongly disagree"	4%	2%	6%		4%	7%	7%		4%	3%
	"2"	9%	11%	7%	7%	9%	10%	7%		15%	7%
	"3"	18%	22%	14%	23%	18%	16%	25%	20%	11%	19%
	"4"	39%	36%	42%	52%	35%	40%	36%	52%	37%	44%
	"5=Strongly agree"	29%	28%	31%	18%	34%	27%	26%	28%	34%	28%
Total	4/5 + 5/5	69%	64%	73%	70%	69%	68%	62%	80%	71%	71%
	Base	400	200	200	60	199	141	141	43	144	72
I possess a positive sense of well being	"1=Strongly disagree"	1%	2%	1%		2%	1%		4%	2%	1%
	"2"	2%	3%	1%	3%	2%	2%	2%		2%	5%
	"3"	10%	12%	9%	13%	8%	12%	13%	7%	7%	12%
	"4"	47%	46%	49%	45%	47%	48%	50%	56%	45%	40%
	"5=Strongly agree"	39%	37%	41%	39%	41%	36%	34%	33%	43%	42%
Total	4/5 + 5/5	86%	83%	90%	85%	88%	84%	85%	89%	89%	82%
	Base	400	200	200	60	199	141	141	43	144	72

Please rate your level of agreement with the following statements related to the Basin Boundary Society

		Total	Gender		Age			Region			
			Male	Female	18-39	40-59	60+	Central Kootenay	Northem Basin	East Kootenay	Kootenay Boundary
I feel safe in my community	"1=Strongly disagree"	1%	0%	1%		1%	1%	1%		0%	2%
	"2"	1%	1%	2%			3%	1%		1%	2%
	"3"	9%	7%	11%	13%	9%	7%	8%	8%	11%	7%
	"4"	43%	44%	43%	49%	47%	36%	41%	36%	46%	45%
	"5=Strongly agree"	46%	48%	44%	38%	44%	52%	48%	56%	41%	44%
Total	4/5 + 5/5	89%	92%	86%	87%	90%	88%	89%	92%	88%	89%
	Base	400	200	200	60	199	141	141	43	144	72
I have a strong sense of belonging to my community	"1=Strongly disagree"	6%	5%	6%	10%	5%	5%	7%	4%	7%	2%
	"2"	5%	6%	4%	10%	4%	5%	5%		5%	11%
	"3"	20%	25%	15%	20%	22%	17%	26%	16%	16%	19%
	"4"	38%	34%	42%	40%	39%	36%	39%	34%	39%	35%
	"5=Strongly agree"	31%	30%	32%	20%	29%	38%	23%	47%	33%	33%
Total	4/5 + 5/5	69%	64%	74%	60%	68%	74%	62%	81%	73%	68%
	Base	400	200	200	60	199	141	141	43	144	72
My household can afford necessities and still has money left over for extras	"1=Strongly disagree"	8%	6%	9%	2%	6%	11%	12%	5%	5%	5%
	"2"	13%	11%	14%	10%	14%	13%	15%	11%	14%	8%
	"3"	25%	25%	25%	33%	25%	22%	28%	30%	20%	27%
	"4"	30%	30%	30%	30%	30%	31%	22%	25%	38%	35%
	"5=Strongly agree"	24%	27%	21%	24%	25%	23%	22%	30%	23%	26%
Total	4/5 + 5/5	54%	58%	51%	54%	55%	54%	44%	54%	61%	60%
	Base	400	200	200	60	199	141	141	43	144	72

Please rate your level of agreement with the following statements related to the Basin Boundary Culture

		Total	Gender		Age			Region			
			Male	Female	18-39	40-59	60+	Central Kootenay	Northern Basin	East Kootenay	Kootenay Boundary
Arts and cultural activities are important to quality of life in my community	*1=Strongly disagree*	3%	3%	4%		5%	2%	3%		5%	3%
	2	6%	7%	6%	5%	7%	5%	7%	9%	6%	4%
	3	29%	33%	26%	41%	30%	24%	26%	38%	27%	35%
	4	34%	31%	36%	30%	33%	36%	33%	29%	32%	40%
	5=Strongly agree	28%	27%	28%	24%	25%	33%	31%	24%	30%	18%
Total	4/5 + 5/5	61%	57%	65%	54%	58%	69%	64%	53%	62%	58%
	Base	400	200	200	60	199	141	141	43	144	72
Adequate and diverse arts and cultural opportunities are available in my community	*1=Strongly disagree*	4%	3%	5%	2%	7%	2%	5%		5%	2%
	2	14%	17%	11%	15%	15%	12%	7%	9%	19%	19%
	3	35%	37%	33%	46%	31%	37%	33%	48%	31%	41%
	4	33%	32%	34%	25%	35%	34%	34%	27%	33%	34%
	5=Strongly agree	14%	10%	17%	12%	13%	15%	21%	16%	11%	4%
Total	4/5 + 5/5	47%	42%	51%	37%	48%	49%	55%	43%	44%	39%
	Base	400	200	200	60	199	141	141	43	144	72
Residents in my community participate in artistic and cultural activities	*1=Strongly disagree*	3%	2%	4%		4%	3%	4%		3%	4%
	2	14%	19%	8%	24%	13%	10%	10%	12%	18%	12%
	3	30%	30%	31%	37%	30%	29%	24%	28%	36%	33%
	4	38%	34%	42%	34%	38%	39%	45%	48%	26%	42%
	5=Strongly agree	15%	15%	15%	5%	15%	19%	17%	12%	17%	9%
Total	4/5 + 5/5	53%	49%	57%	39%	53%	58%	62%	60%	43%	51%
	Base	400	200	200	60	199	141	141	43	144	72
The culture in this region is a significant reason why I live here	*1=Strongly disagree*	18%	19%	18%	17%	20%	17%	15%	15%	24%	15%
	2	20%	22%	17%	10%	24%	18%	15%	23%	24%	19%
	3	30%	30%	31%	33%	27%	34%	33%	34%	25%	33%
	4	20%	17%	22%	30%	16%	20%	21%	19%	17%	20%
	5=Strongly agree	12%	11%	12%	10%	13%	11%	15%	9%	9%	13%
Total	4/5 + 5/5	31%	29%	34%	39%	29%	32%	37%	28%	27%	33%
	Base	400	200	200	60	199	141	141	43	144	72
Spending time outside is an important part of my quality of life	*1=Strongly disagree*	1%	0%	1%			3%	0%		1%	2%
	2	2%	3%	1%	3%	2%	1%	1%	7%	1%	
	3	6%	4%	8%	5%	4%	9%	5%	16%	2%	10%
	4	28%	32%	24%	28%	23%	35%	29%	26%	27%	30%
	5=Strongly agree	64%	61%	66%	65%	71%	52%	65%	50%	69%	59%
Total	4/5 + 5/5	92%	93%	90%	92%	94%	87%	94%	76%	96%	88%
	Base	400	200	200	60	199	141	141	43	144	72
Outdoor recreation experiences and opportunities are accessible	*1=Strongly disagree*	1%	1%	1%		1%	2%			1%	3%
	2	3%	3%	4%	2%	4%	3%	2%	5%	4%	3%
	3	9%	10%	8%	10%	10%	9%	12%	5%	8%	8%
	4	32%	33%	32%	34%	31%	34%	33%	48%	29%	29%
	5=Strongly agree	54%	54%	55%	54%	55%	53%	53%	42%	57%	57%
Total	4/5 + 5/5	87%	86%	87%	88%	86%	87%	86%	90%	87%	86%
	Base	400	200	200	60	199	141	141	43	144	72

Please rate your level of agreement with the following statements related to the Basin Boundary Environment

		Total	Gender		Age			Region			
			Male	Female	18-39	40-59	60+	Central Kootenay	Northern Basin	East Kootenay	Kootenay Boundary
The water from my tap is safe to drink	"1=Strongly disagree"	2%	1%	3%		1%	4%	1%	6%	2%	1%
	"2"	4%	3%	4%	5%	3%	4%	2%		7%	2%
	"3"	8%	8%	9%		13%	5%	7%	4%	10%	11%
	"4"	26%	25%	28%	30%	25%	26%	34%	23%	21%	24%
	"5=Strongly agree"	60%	63%	57%	65%	58%	61%	56%	67%	60%	62%
Total	4/5 + 5/5	86%	88%	84%	95%	83%	87%	90%	90%	81%	86%
	Base	400	200	200	60	199	141	141	43	144	72
Extreme weather events are occurring more frequently in our region	"1=Strongly disagree"	6%	7%	5%	7%	5%	6%	4%	8%	6%	5%
	"2"	13%	14%	12%	20%	12%	11%	9%	20%	10%	22%
	"3"	30%	32%	28%	35%	28%	31%	39%	36%	19%	33%
	"4"	30%	28%	31%	30%	33%	24%	28%	28%	34%	25%
	"5=Strongly agree"	22%	19%	25%	7%	22%	28%	20%	7%	31%	16%
Total	4/5 + 5/5	51%	47%	55%	38%	55%	52%	47%	35%	65%	41%
	Base	400	200	200	60	199	141	141	43	144	72
More parks and protected areas should be created in our region	"1=Strongly disagree"	11%	19%	3%	5%	12%	13%	3%	30%	17%	5%
	"2"	15%	15%	14%	13%	15%	15%	11%	22%	14%	19%
	"3"	32%	31%	32%	25%	30%	36%	38%	23%	27%	33%
	"4"	24%	19%	28%	35%	24%	18%	27%	18%	22%	23%
	"5=Strongly agree"	19%	16%	22%	22%	18%	19%	21%	7%	20%	20%
Total	4/5 + 5/5	42%	35%	50%	57%	42%	37%	48%	24%	42%	43%
	Base	400	200	200	60	199	141	141	43	144	72
Wildfire is a threat to my community	"1=Strongly disagree"	7%	9%	5%	8%	6%	9%	8%	21%	4%	5%
	"2"	15%	19%	12%	16%	12%	20%	11%	12%	17%	24%
	"3"	30%	26%	35%	41%	30%	26%	30%	34%	29%	32%
	"4"	30%	29%	30%	22%	36%	23%	35%	23%	31%	22%
	"5=Strongly agree"	17%	17%	17%	13%	16%	22%	17%	11%	20%	18%
Total	4/5 + 5/5	47%	46%	48%	35%	52%	45%	51%	34%	50%	40%
	Base	400	200	200	60	199	141	141	43	144	72

Please rate your level of agreement with the following statements related to the Basin Boundary Environment

		Total	Gender		Age			Region			
			Male	Female	18-39	40-59	60+	Central Kootenay	Northem Basin	East Kootenay	Kootenay Boundary
I prefer to buy food that is grown locally	"1=Strongly disagree"	3%	2%	3%	3%	3%	3%	4%	4%	0%	4%
	"2"	7%	9%	5%	2%	9%	6%	3%	11%	11%	4%
	"3"	15%	21%	9%	7%	15%	18%	16%	14%	17%	11%
	"4"	33%	33%	33%	40%	30%	33%	35%	30%	30%	37%
	"5=Strongly agree"	43%	36%	50%	47%	43%	41%	42%	42%	43%	45%
Total	4/5 + 5/5	75%	69%	82%	88%	73%	74%	77%	72%	72%	81%
	Base	400	200	200	60	199	141	141	43	144	72
I consider myself to have a good understanding of regional environmental issues, such as air & water quality, climate change, and invasive species	"1=Strongly disagree"	1%	1%	1%	3%		1%	1%	4%		1%
	"2"	8%	4%	12%	14%	6%	8%	8%	8%	8%	9%
	"3"	23%	21%	25%	33%	22%	21%	25%	46%	16%	21%
	"4"	42%	44%	39%	35%	42%	43%	40%	29%	44%	47%
	"5=Strongly agree"	26%	30%	22%	15%	29%	26%	27%	13%	31%	22%
Total	4/5 + 5/5	68%	74%	62%	50%	72%	70%	67%	42%	75%	69%
	Base	400	200	200	60	199	141	141	43	144	72
Human-wildlife conflict in the region is increasing over time	"1=Strongly disagree"	4%	5%	3%	2%	4%	5%	4%	10%	3%	2%
	"2"	11%	12%	9%	18%	9%	10%	5%	24%	8%	18%
	"3"	32%	30%	33%	25%	34%	31%	44%	34%	22%	25%
	"4"	31%	31%	31%	45%	28%	29%	34%	31%	28%	31%
	"5=Strongly agree"	23%	22%	24%	9%	25%	26%	12%	1%	38%	25%
Total	4/5 + 5/5	54%	53%	54%	54%	53%	55%	46%	33%	66%	56%
	Base	400	200	200	60	199	141	141	43	144	72

		Total	Gender		Age			Region			
			Male	Female	18-39	40-59	60+	Central Kootenay	Northern Basin	East Kootenay	Kootenay Boundary
What are the 3 most important industries in the region?	"Agriculture, forestry, fishing and hunting"	76%	84%	68%	70%	77%	76%	75%	82%	82%	63%
	"Mining, quarrying, and oil and gas extraction"	43%	46%	41%	24%	47%	46%	23%		73%	47%
	"Accommodation and food services"	34%	35%	33%	43%	35%	29%	23%	48%	51%	15%
	"Health care and social assistance"	22%	16%	28%	27%	22%	19%	23%	37%	11%	30%
	"Transportation and warehousing"	19%	22%	16%	18%	22%	16%	19%	48%	20%	
	"Educational services"	16%	16%	16%	22%	17%	12%	23%	16%	10%	16%
	"Arts, entertainment and recreation"	13%	11%	14%	22%	12%	10%	13%	28%	10%	8%
	"Professional, scientific and technical services"	12%	14%	9%	17%	10%	11%	3%	5%	3%	50%
	"Manufacturing"	8%	11%	4%	10%	6%	9%	19%	2%	0%	4%
	"Retail trade"	6%	7%	5%	13%	4%	7%	7%	13%	6%	1%
	"Construction"	5%	6%	4%	3%	6%	5%	3%	5%	4%	12%
	"Utilities"	5%	5%	6%	5%	7%	2%	11%	4%		5%
	"Not sure"	3%	1%	6%	3%	3%	5%	5%		3%	3%
	"Admin. & support, waste management & remediation services"	3%	4%	2%		5%	1%	3%		3%	3%
	"Public administration"	3%	1%	4%		4%	1%	3%	6%	2%	
	"Finance and insurance"	2%		4%	2%	3%	1%	5%			2%
	"Information and cultural industries"	2%	1%	3%		2%	2%	4%	1%		1%
	"Other services -except public administration"	1%	1%	1%		1%	2%	1%	1%	1%	
	"Real estate and rental and leasing"	0%		1%	2%		0%	1%	1%		
	"Wholesale trade"	0%	1%			1%		1%			
"Management of companies and enterprises"	0%	0%	0%			1%	0%		0%		
Total	Responses	1094	562	532	170	564	360	376	129	401	188
	Base	400	200	200	60	199	141	141	43	144	72

Column percentages do not add up to 100% because multiple responses given

		Total	Gender		Age			Region			
			Male	Female	18-39	40-59	60+	Central Kootenay	Northern Basin	East Kootenay	Kootenay Boundary
In the past 12 months, have you given unpaid help to any groups, clubs or organization in your community or region?	"No"	47%	49%	44%	58%	38%	54%	58%	43%	39%	41%
	"Yes"	53%	51%	56%	42%	62%	46%	42%	57%	61%	59%
Total	Base	400	200	200	60	199	141	141	43	144	72

		Total	Gender		Age			Region			
			Male	Female	18-39	40-59	60+	Central Kootenay	Northern Basin	East Kootenay	Kootenay Boundary
Which type of organizations? [have you given unpaid help to]	Have not given unpaid help	47%	49%	44%	58%	38%	54%	58%	43%	39%	41%
	"Social"	34%	28%	40%	29%	41%	26%	28%	41%	36%	35%
	"Arts, cultural or recreational groups"	24%	28%	21%	13%	31%	20%	21%	13%	27%	32%
	"Economic"	7%	7%	7%	2%	6%	11%	9%	4%	8%	3%
	"Environmental"	6%	7%	4%	2%	6%	7%	6%	2%	7%	5%
	Health	2%	1%	3%	7%	1%	2%		4%	5%	1%
	Political	1%	1%	1%		1%	1%			2%	
Total	Responses	481	242	240	67	245	169	172	46	179	85
	Base	400	200	200	60	199	141	141	43	144	72

Column percentages do not add up to 100% because multiple responses given

		Total	Gender		Age			Region			
			Male	Female	18-39	40-59	60+	Central Kootenay	Northern Basin	East Kootenay	Kootenay Boundary
Which age category do you fit into:	"18-39"	15%	15%	15%	100%			16%	29%	11%	13%
	"40-59"	50%	45%	54%		100%		47%	46%	56%	44%
	"60+"	35%	39%	31%			100%	37%	26%	33%	43%
Total	Base	400	200	200	60	199	141	141	43	144	72

		Total	Gender		Age			Region			
			Male	Female	18-39	40-59	60+	Central Kootenay	Northern Basin	East Kootenay	Kootenay Boundary
Gender	"Male"	50%	100%		51%	46%	56%	46%	51%	52%	54%
	"Female"	50%		100%	49%	54%	44%	54%	49%	48%	46%
Total	Base	400	200	200	60	199	141	141	43	144	72

		Total	Gender		Age			Region			
			Male	Female	18-39	40-59	60+	Central Kootenay	Northern Basin	East Kootenay	Kootenay Boundary
Region	Castlegar & Area	7%	5%	9%	3%	7%	10%	21%			
	Creston & Area	9%	11%	6%	13%	8%	8%	24%			
	Kaslo & Area	2%	1%	3%		3%	1%	5%			
	Nakusp & Area	1%	0%	2%		1%	3%	4%			
	Nelson & Area	11%	9%	12%	10%	11%	11%	31%			
	Salmo & Area	2%	2%	2%	3%	2%	1%	5%			
	Slocan Valley	4%	4%	3%	10%	2%	3%	10%			
	Golden & Area	4%	4%	5%	10%	3%	4%		40%		
	Revelstoke & Area	5%	6%	5%	11%	5%	4%		49%		
	Valemount	1%	2%	1%		2%			10%		
	Columbia Valley	6%	5%	6%	5%	6%	5%			15%	
	Cranbrook & Area	17%	18%	16%	12%	19%	17%			48%	
	Elkford	1%	1%	2%		1%	2%			4%	
	Fernie & Area	4%	5%	4%	5%	4%	4%			11%	
	Spanwood	3%	2%	3%	2%	4%	1%			7%	
	Kimberley & Area	5%	7%	4%	2%	7%	5%			15%	
	Trail & Area	10%	10%	9%	10%	10%	10%				55%
	Rossland	2%	2%	3%	2%	3%	2%				14%
Boundary	6%	7%	5%	3%	3%	11%				32%	
Total	Base	400	200	200	60	199	141	141	43	144	72