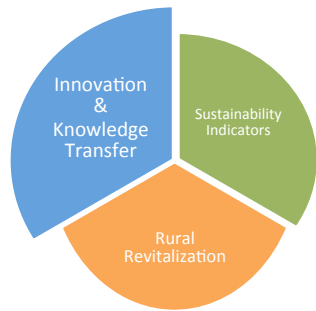
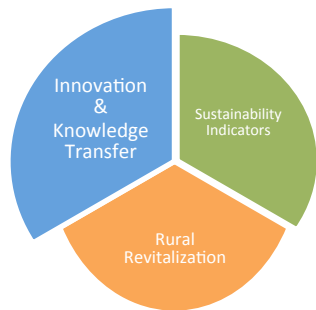


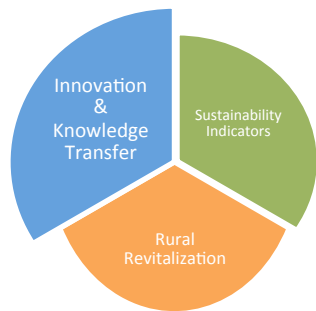
Research Focus Areas: Mobilizing Innovation & Knowledge Transfer in Partnership



MAPPING SOCIAL INNOVATION & NETWORKS



BUILDING CAPACITY THROUGH RESEARCH PARTNERSHIPS



RDI WEBSITE & RESEARCH HUB

Social Network Analysis (SNA) is focused on mapping and measuring relationships and flows between people and groups. An analysis of social networks allows for the identification of and an enhanced understanding of communities of practice, cliques, isolation, barriers and opportunities for innovation. Similar to the geospatial layering approach envisioned for the Digital Basin project, social networks within the Basin will be mapped according. The first phase of SNA within the Basin will focus on the non-profit social sector. Research will aim to identify key stakeholders/organizations, connections & pockets of isolation, nodes of innovation and opportunities for knowledge transfer. This research initiative will ultimately support a better understanding of the social sector landscape with respect to key stakeholders, the strength of their relationships, barriers to knowledge and innovation, and the plans / indicators already in place to support local data collection. Findings will inform future State of the Basin development.

In an effort to increase research capacity in the region, the RDI works to foster collaborative research partnerships with Canadian universities and national and provincial rural research networks. As the only college-based Rural Development Institute located in a rural context in Canada, the Columbia Basin RDI is in a unique position to promote the region as a 'rural research incubator'. The RDI is committed to ensuring knowledge is transferred into the region and community capacity to use this information is built in the process. The RDI is currently working with the University of British Columbia Sauder School of Business to bring their Rural Community Learning Initiative to the region. <http://isis.sauder.ubc.ca/programs/ruralcommunity-learning-initiative/> The RDI is supporting the national regional development research partnership. The Kootenay region is one of five regional case studies under investigation. <http://cdnregdev.wordpress.com/> The RDI is also listed as a co-investigator in a \$4.1 million national research partnership grant application to the Social Sciences and Humanities Research Council of Canada aimed at better understanding implementation of sustainability plans in rural communities.

The RDI website (www.cbrdi.ca) is an online clearinghouse for research and related analysis in the region. The website features profiles of rural innovators and ongoing trends analyses focused on providing an easy to understand interpretation of State of the Basin indicators (economic, social, cultural, & environmental). The website also provides updates and resulting research from RDI-led and RDI-in partnership research projects which aim to address identified regional and sub-regional research needs. A robust, searchable resources section provides access to current economic, social, cultural and environmental plans and research, allowing for an accessible one-stop shop of regional and community-level research and statistical data. Best practice tools and lessons learned from other rural jurisdictions will also be available in the resources section. The State of the Basin and Digital Basin portal can be accessed through the RDI website.