

Research Snap Shot

 **RDI WEBSITE & RESEARCH HUB**

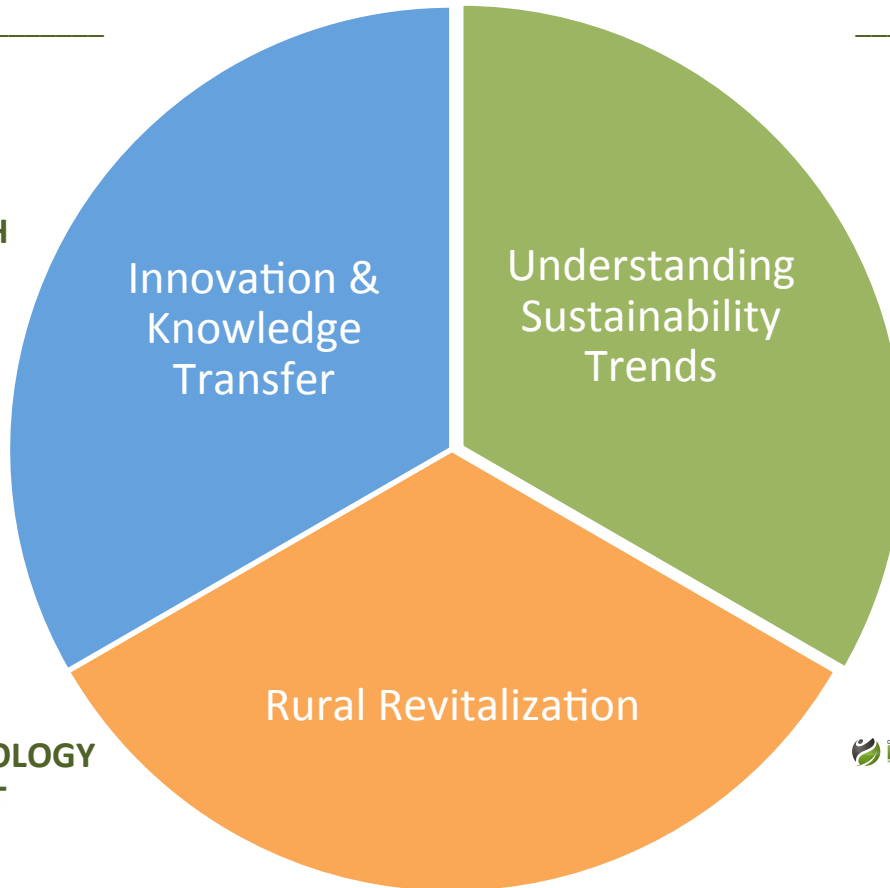
 **STATE OF THE BASIN MONITORING & REPORTING**

 **BUILDING CAPACITY THROUGH RESEARCH PARTNERSHIPS**

 **ONLINE INDICATORS & MAPPING TOOL**

 **MAPPING INNOVATION IN THE NON-PROFIT SOCIAL SECTOR**

BASIN BOUNDARY EMPLOYMENT LANDS INVENTORY

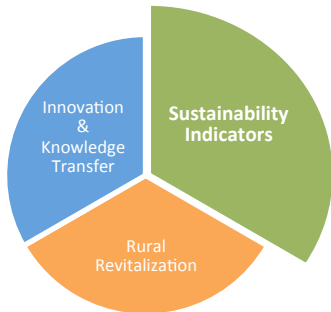


MANUFACTURING & TECHNOLOGY SECTOR DEVELOPMENT

 **BUSINESS RETENTION & EXPANSION**

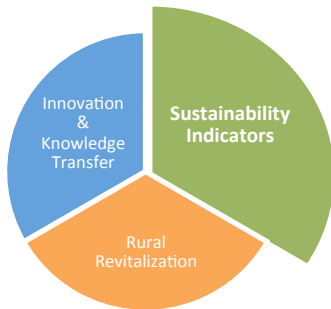
PRODUCTIVITY INITIATIVE

Understanding Sustainability Trends in the Basin-Boundary



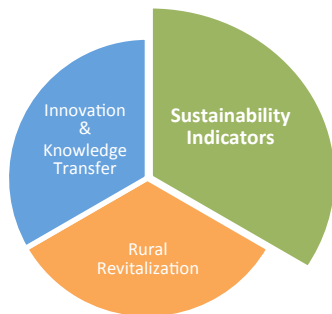

**STATE OF THE
BASIN
MONITORING &
REPORTING**

The State of the Basin Initiative will build on previous CBT research and identified indicators. Drawing on emerging models identified through a literature review of best practices in indicators reporting, it is anticipated indicators will be refined and re-framed using an integrated ‘well-being’ and ‘sustainable development’ framework (economic, social, cultural, environmental dimensions) and will include both subjective and objective measures. Analysis focused on the interrelationships between ‘dimensions’ and answering the ‘so what’ questions will be included within the annual print reports and ongoing ‘trends analysis’ on the home page of the www.cbrdi.ca website. Future development will focus on building within-region research capacity through local data collection.




**ONLINE
INDICATORS &
MAPPING TOOL**

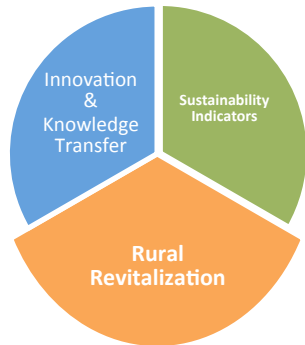
With the goal of building capacity of Basin residents to access, understand and use indicators data, an online State of the Basin and Digital Basin portal is being developed. This innovative tool will provide a user-friendly online interface to search and compare indicators and trends by community, corridor and regional district. Output functionality will include graphs, tables, maps & related analysis. An interactive ‘Digital Basin’ web based geospatial portal is also being built to provide cutting edge geospatial data layers & related analysis. Geospatial layers will follow the economic, environmental, social, cultural framework over a multi-year development process. Digital Basin development will begin with economic assets and indicators, supporting and building on the mapping of ‘wealth generating’ lands and related assets under the Employment Lands project. Environmental, social, and cultural layers will follow. Existing data sets (i.e. the biodiversity atlas) will be integrated into the Digital Basin early in the development process. It is expected that other Columbia Basin RDI projects (Mapping Innovation in the Non-Profit Social Sector and the Business Retention & Expansion Project) will provide rich data sets to be incorporated into the State of the Basin and Digital Basin portal.



**BASIN BOUNDARY
EMPLOYMENT
LANDS INVENTORY
PROJECT**

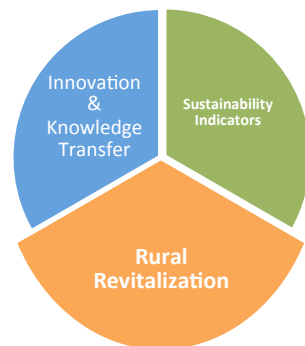
This project, led by Community Futures East Kootenay, includes the development of an employment lands online inventory, an analysis of available employment lands, and consultations with decision makers and economic development practitioners from across the region. The Selkirk College Geospatial Research Centre will develop a comprehensive online employment lands geospatial inventory. ‘Wealth generating’ lands data layers will align with provincial geospatial mapping tools under development to ensure integrated compatibility. The RDI will provide research support, including an economic development focused analysis of available employment lands. The analysis is expected to explore how the region’s existing employment lands are being utilized, what types of employment lands are in demand, and what factors, if any, are constraining the availability and effective use of employment lands. To ensure the online inventory remains a useful decision-making and investment attraction tool in future years, the SGRC and the RDI will also provide ongoing data housing and data updates.

Supporting Regional Rural Revitalization in Partnership



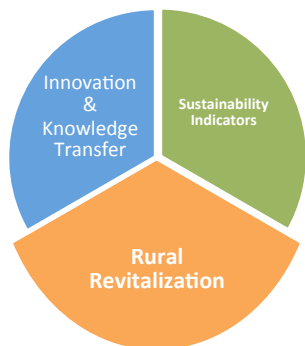
BUSINESS RETENTION & EXPANSION

Business retention and expansion (BR+E) has been identified as a regional priority through consultations with key economic development stakeholders and local businesses. The Columbia Basin Rural Development Institute (RDI) recognizes the need to support the 'process' of BR+E based on best practices, the need to standardize data collection and analysis, the need for local level training to build capacity, and the importance of linking research with economic development plans and follow-up actions. The RDI is supporting communities and innovation councils in their BR+E implementation efforts through the provision of training, best practice tools and research support. With funding from the Columbia Basin Trust, the RDI has acquired a regional license for the BC Business Counts program. Communities can access this license, including the BR+E web-based application that supports analysis at the local, regional and provincial levels. In addition to providing communities with research and training support, the RDI will engage in applied research focused on better understanding business assets, gaps and opportunities at the regional and sub-regional levels. Research will also explore the use of best practice tools in the context of rural communities with varying levels of economic development capacity. Indicators for the State of the Basin Initiative will also be developed from this rich data set.



PRODUCTIVITY INITIATIVE

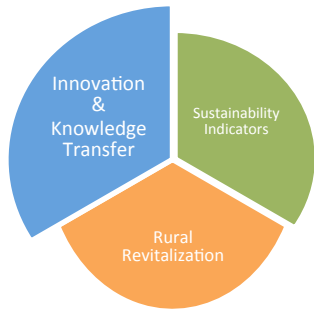
The Productivity Initiative focuses on how business support organizations can help address the issue of productivity and innovation in the region's small and medium sized businesses. Led by the region's Community Futures Development Corporations, this initiative includes background research on productivity and innovation, the development of a rural, small business focused diagnostic tool, the development of productivity plans for up to 30 businesses, and the provision of identified support focused on increasing productivity. The RDI is supporting this initiative through the provision of ongoing research support. Data from this project is also expected to inform RDI's development of productivity indicators.



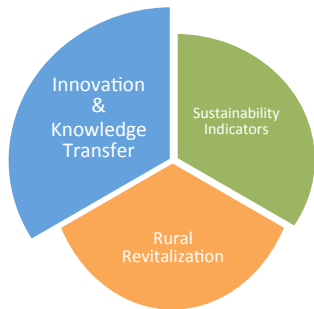
MANUFACTURING & TECHNOLOGY SECTOR DEVELOPMENT PROJECT

The Manufacturing and Technology Sector Initiative (MATS) is a two-year Columbia Basin Trust initiative supporting economic diversification and development in the Columbia Basin, with a focus on the manufacturing and technology sectors. Delivered in partnership by Kootenay Association for Science and Technology (KAST) and Kootenay Rockies Innovation Council (KRIC), MATS focuses on the development, retention and expansion of Basin manufacturing and technology businesses. MATS activities include: conferences, workshops and networking events; business retention and expansion (BRE): a business survey aimed at shedding light on current sector strategies for the retention and expansion of Basin Businesses; virtual incubator where businesses can find mentors and track their progress through business development in an online setting; and peer mentoring groups designed to help entrepreneurs address the issues and barriers they experience in building their businesses. The RDI is supporting this initiative through the provision of ongoing research support, including BRE specific training and research support.

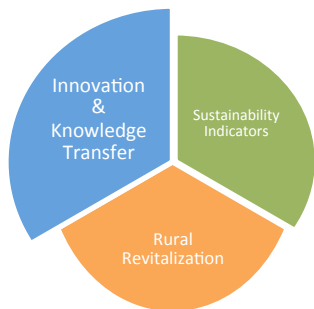
Mobilizing Innovation & Knowledge Transfer in Partnership



MAPPING INNOVATION IN THE NON-PROFIT SOCIAL SECTOR



BUILDING CAPACITY THROUGH RESEARCH PARTNERSHIPS



RDI WEBSITE & RESEARCH HUB

Social Network Analysis (SNA) is focused on mapping and measuring relationships and flows between people and groups. An analysis of social networks allows for the identification of and an enhanced understanding of communities of practice, cliques, isolation, barriers and opportunities for innovation. Similar to the geospatial layering approach envisioned for the Digital Basin project, social networks within the Basin will be mapped according. The first phase of SNA within the Basin will focus on the non-profit social sector. Research will aim to identify key stakeholders/organizations, connections & pockets of isolation, nodes of innovation and opportunities for knowledge transfer. This research initiative will ultimately support a better understanding of the social sector landscape with respect to key stakeholders, the strength of their relationships, barriers to knowledge and innovation, and the plans / indicators already in place to support local data collection. Findings will inform future State of the Basin development.

In an effort to increase research capacity in the region, the RDI works to foster collaborative research partnerships with Canadian universities and national and provincial rural research networks. As the only college-based Rural Development Institute located in a rural context in Canada, the Columbia Basin RDI is in a unique position to promote the region as a 'rural research incubator'. The RDI is committed to ensuring knowledge is transferred into the region and community capacity to use this information is built in the process. The RDI is currently working with the University of British Columbia Sauder School of Business to bring their Rural Community Learning Initiative to the region. <http://isis.sauder.ubc.ca/programs/ruralcommunity-learning-initiative/> The RDI is supporting the national regional development research partnership. The Kootenay region is one of five regional case studies under investigation. <http://cdnregdev.wordpress.com/> The RDI is also listed as a co-investigator in a national research partnership grant application to the Social Sciences and Humanities Research Council of Canada aimed at better understanding implementation of sustainability plans in rural communities.

The RDI website (www.cbrdi.ca) is an online clearinghouse for research and related analysis in the region. The website features profiles of rural innovators and ongoing trends analyses focused on providing an easy to understand interpretation of State of the Basin indicators (economic, social, cultural, & environmental). The website also provides updates and resulting research from RDI-led and RDI-in partnership research projects which aim to address identified regional and sub-regional research needs. A robust, searchable resources section provides access to current economic, social, cultural and environmental plans and research, allowing for an accessible one-stop shop of regional and community-level research and statistical data. Best practice tools and lessons learned from other rural jurisdictions will also be available in the resources section. The State of the Basin and Digital Basin portal can be accessed through the RDI website.