

TRENDS ANALYSIS: BUSINESS COUNTS

FALL 2014



What does this measure & why is it important?

This indicator measures the number of businesses with active establishments, by year and Regional District. Data for this indicator were gathered from BC Stats' [Business Counts](#) reports. This data set has been subject to methodological changes that preclude a thorough examination of historic trends.

Monitoring changes in the number of businesses operating in the region gives an indication of the overall business climate. If conditions are favourable, we may expect to see net increases in the number of businesses from year to year. This indicator gives a sense of whether the business climate is supporting the development of an expanding or contracting economy.

What are the trends & current conditions?

Figure 1 demonstrates that, from 2012 to 2013, there were increases in the number of businesses in all Basin-Boundary regional districts. All regions grew slower than the provincial average (6%). The Basin-Boundary region has been slow to recover from the 2009 recession.

Increases in businesses operating in the Real Estate sector are dominant in all Basin-Boundary regional districts. This finding supports a general improvement in consumer confidence confirmed through the RDI's 2013 and 2014 Poll of Residents, in which the number of residents reporting that they were better off financially as compared to six months prior increased from 27% to 34%..

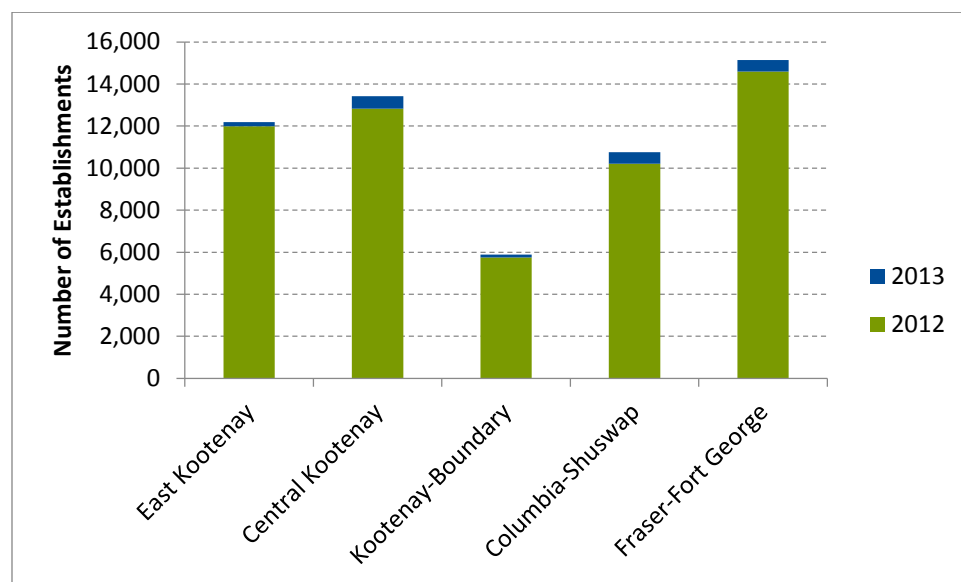


Figure 1: Total number of business establishments, Basin-Boundary Regional Districts, 2012 & 2013

Source: BC Stats, 2014

Kootenay

Kootenay regional districts saw a 3% increase in establishments from 2012 to 2013. All sectors saw expansion, except:

- Agriculture, Forestry, Hunting & Fishing,
- Retail Trade,
- Arts, Entertainment & Recreation, and
- Public Administration.

The Kootenays saw higher than average growth in the Management of Companies & Enterprises and Public Administration sectors.

Within the Kootenays, Regional District of Central Kootenay business counts expanded at a greater rate (5%) than those in the Regional District of East Kootenay (2%) or Regional District of Kootenay Boundary (2%). The Central Kootenay expansion was primarily driven by the Construction and Real Estate sectors (see figure 3). Figures 2 and 4 show the largest three changes in establishments for the East Kootenay and Kootenay-Boundary, respectively.

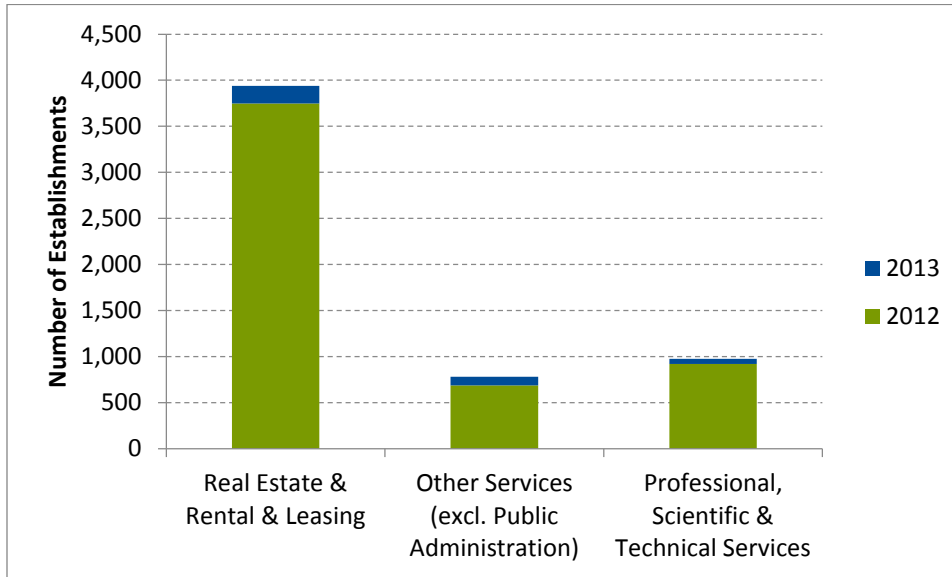


Figure 2: Business counts in top three industries showing increases, Regional District of East Kootenay
Source: BC Stats, 2014

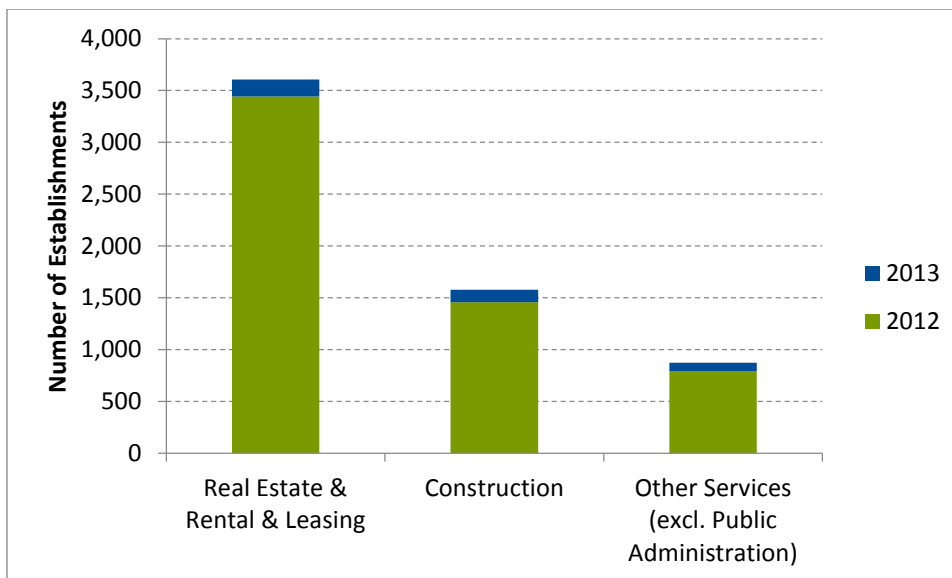


Figure 3: Business counts in top three industries showing increases, Regional District of Central Kootenay
Source: BC Stats, 2014

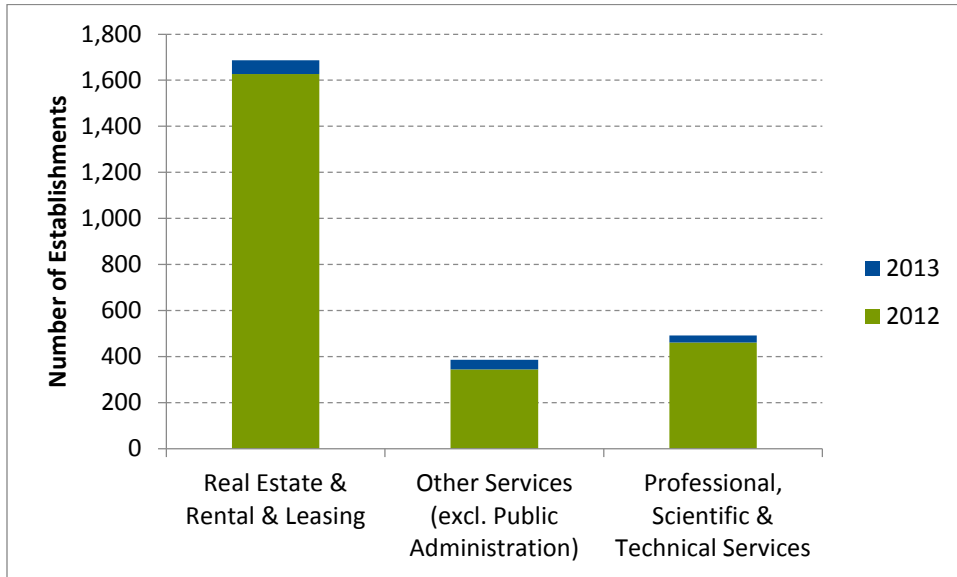


Figure 4: Business counts in top three industries showing increases, Regional District of Kootenay Boundary
 Source: BC Stats, 2014

Columbia-Shuswap

The Columbia Shuswap Regional District, containing Revelstoke and Golden, saw positive growth in the number of businesses in all sectors except Wholesale Trade. Figure 5 shows the sectors that saw the largest increase in establishments.



Figure 5: Business counts in top three industries showing increases, Columbia Shuswap Regional District
 Source: BC Stats, 2014

Fraser-Fort George

The Regional District of Fraser-Fort George, containing Valemount, saw positive growth in the number of establishments in all sectors except Management of Companies & Enterprises and Agriculture, Forestry, Fishing & Hunting. Figure 6 shows the sectors with the largest increase in the number of establishments.

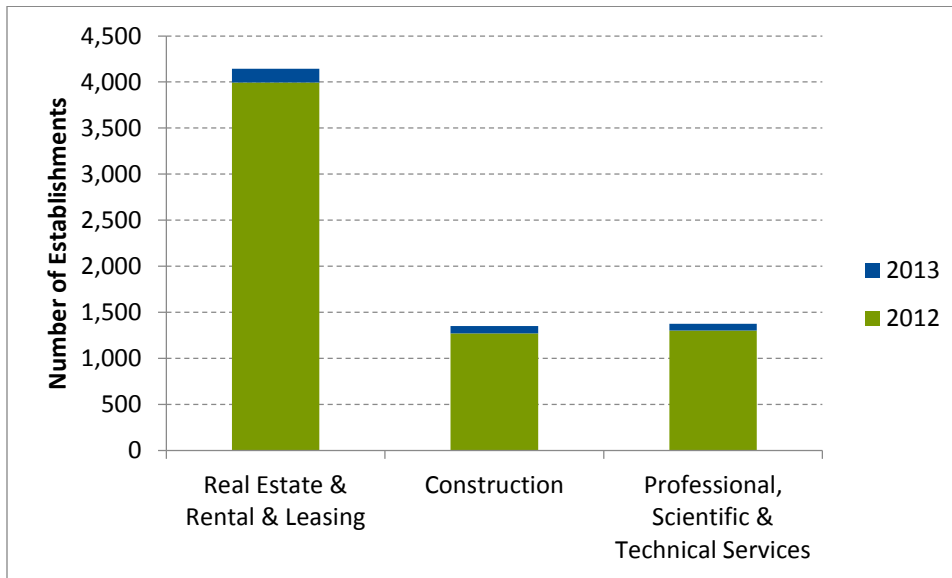


Figure 6: Business counts in top three industries showing increases, Regional District of Fraser-Fort George
Source: BC Stats, 2014



The Columbia Basin Rural Development Institute, at Selkirk College, is a regional research centre with a mandate to support informed decision-making by Columbia Basin-Boundary communities through the provision of information, applied research and related outreach and extension support. Visit www.cbrdi.ca for more information.

References

BC Stats (2014). *Business Counts and Employment by Industry*. Retrieved on August 12, 2014 from: <http://www.bcstats.gov.bc.ca/StatisticsBySubject/BusinessIndustry/BusinessCountsEmploymentByIndustry.aspx>